













250 Fremont- Midrise Detailed Rent & Income Schedule

1. VIEW THE AVAILABLE UNITS → 2. SEE THE REQUIREMENTS

Unit Size	Net Rents	# of Units		Household Size	Annual Household Income *
1 Bedroom	\$1,118	39	→	 1 Person	From \$26,832 - \$41,450
				 2 People	From \$26,832 - \$47,350
				 3 People	From \$26,832 - \$53,300
2 Bedroom	\$1,244	16	→	 2 People	From \$29,856 - \$47,350
				 3 People	From \$29,856 - \$53,300
				 4 People	From \$29,856 - \$59,200
				 5 People	From \$29,856 - \$63,950
3 Bedroom	\$1,365	24	→	 3 People	From \$32,760 - \$53,300
				 4 People	From \$32,760 - \$59,200
				 5 People	From \$32,760 - \$63,950
				 6 People	From \$32,760 - \$68,700
				 7 People	From \$32,760 - \$73,400

Note: Income limits and rents are subject to change based on changes in Area Median Income and utility allowances as published by HUD